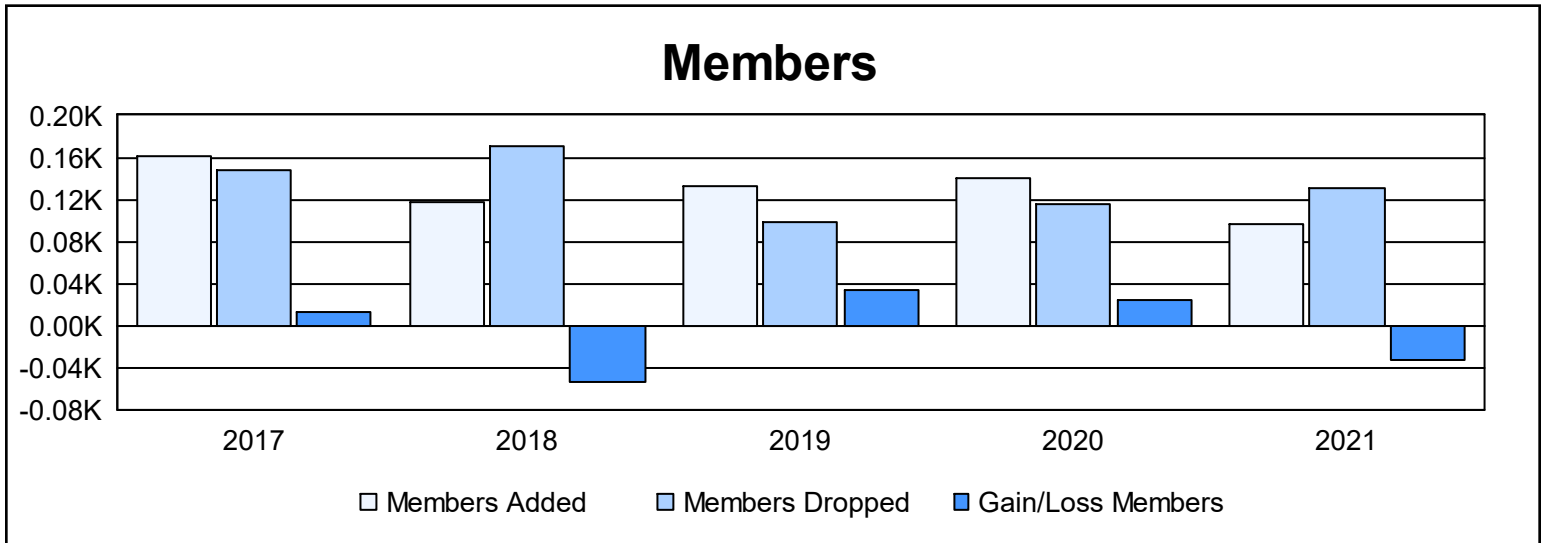
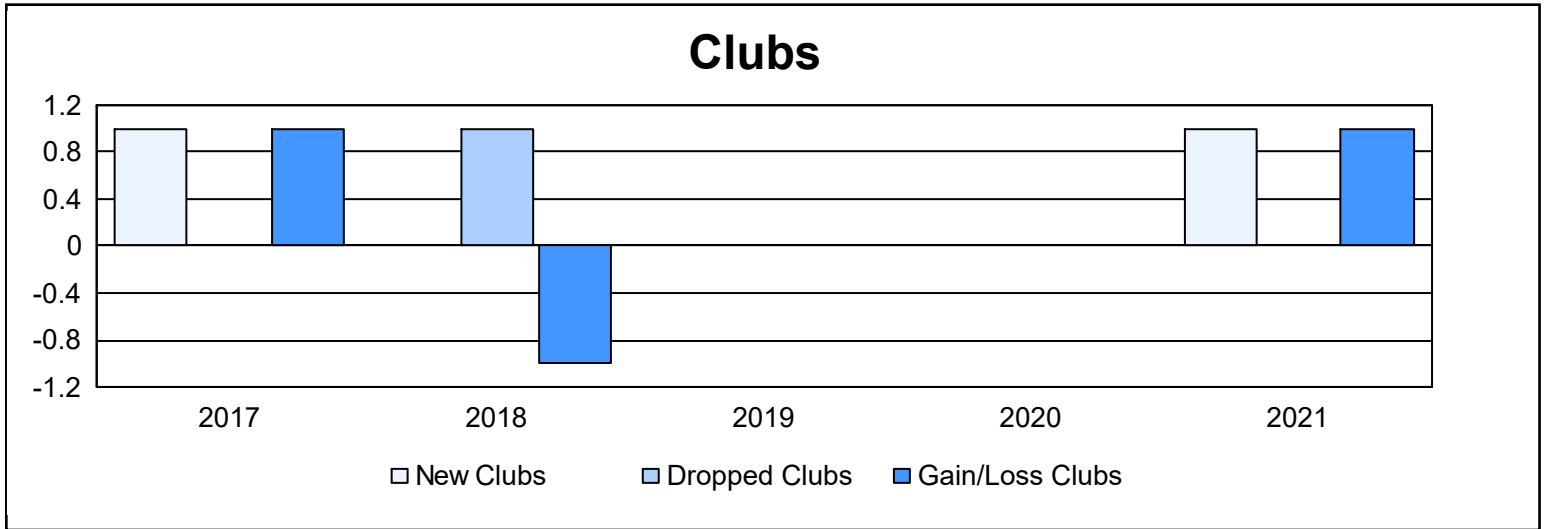
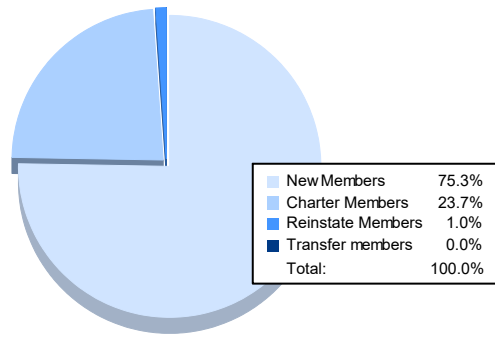


| Year           | New Clubs | Dropped Clubs | Gain/ Loss Clubs | New Members | Charter Members | Reinstate Members | Transfer Members | Total Member Added | Total Members Dropped | Gain/ Loss Members |
|----------------|-----------|---------------|------------------|-------------|-----------------|-------------------|------------------|--------------------|-----------------------|--------------------|
| 2016-2017      | 1         | 0             | 1                | 124         | 30              | 1                 | 6                | 161                | 148                   | 13                 |
| 2017-2018      | 0         | 1             | -1               | 104         | 0               | 2                 | 12               | 118                | 171                   | -53                |
| 2018-2019      | 0         | 0             | 0                | 126         | 0               | 1                 | 5                | 132                | 99                    | 33                 |
| 2019-2020      | 0         | 0             | 0                | 124         | 3               | 4                 | 9                | 140                | 115                   | 25                 |
| 2020-2021      | 1         | 0             | 1                | 73          | 23              | 1                 | 0                | 97                 | 130                   | -33                |
| <b>Average</b> | <b>0</b>  | <b>0</b>      | <b>0</b>         | <b>110</b>  | <b>11</b>       | <b>2</b>          | <b>6</b>         | <b>130</b>         | <b>133</b>            | <b>-3</b>          |



### Membership Composition June 2021 Cumulative



### Gender Composition June 2021 Cumulative

